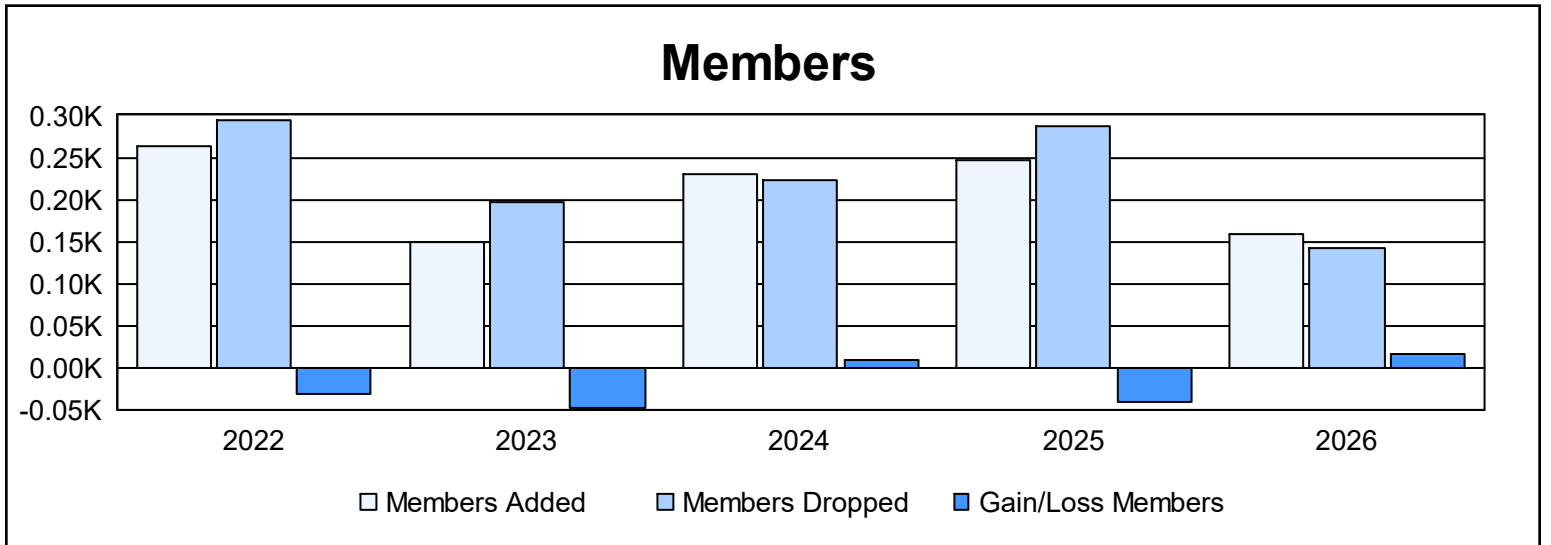
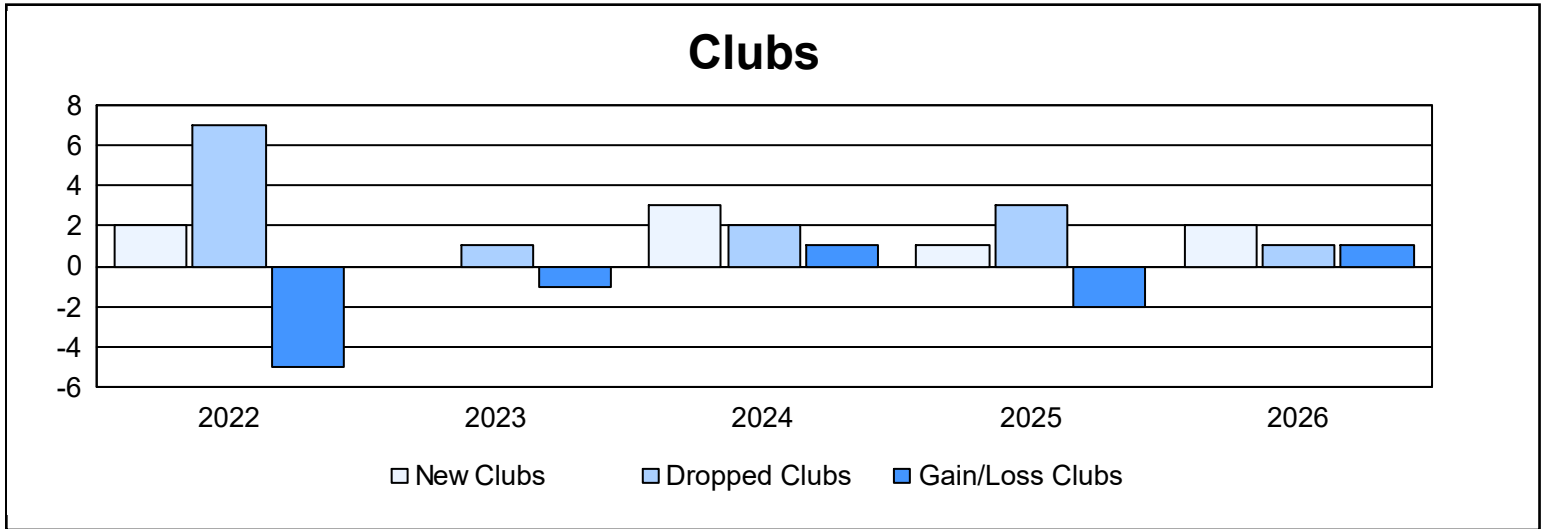
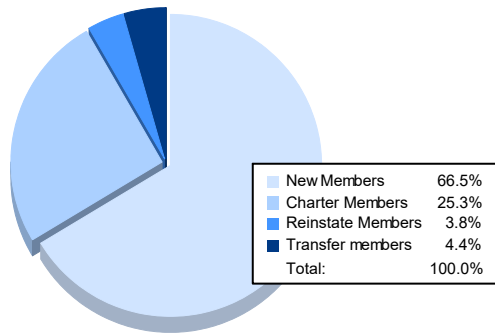


Year	New Clubs	Dropped Clubs	Gain/ Loss Clubs	New Members	Charter Members	Reinstate Members	Transfer Members	Total Member Added	Total Members Dropped	Gain/ Loss Members
2021-2022	2	7	-5	197	50	8	8	263	295	-32
2022-2023	0	1	-1	122	14	10	4	150	197	-47
2023-2024	3	2	1	136	76	8	11	231	222	9
2024-2025	1	3	-2	81	20	107	38	246	287	-41
2025-2026	2	1	1	105	40	6	7	158	142	16
<b>Average</b>	<b>2</b>	<b>3</b>	<b>-1</b>	<b>128</b>	<b>40</b>	<b>28</b>	<b>14</b>	<b>210</b>	<b>229</b>	<b>-19</b>



### Membership Composition May 2026 Cumulative



### Gender Composition May 2026 Cumulative

